

広島市江波山気象館

Table with columns for date, average pressure, temperature (avg, high, low), relative humidity, sunshine, precipitation (1-hour, avg, max), wind (avg, max, direction, gust), and monthly/quarterly totals.

気象庁広島地方気象台

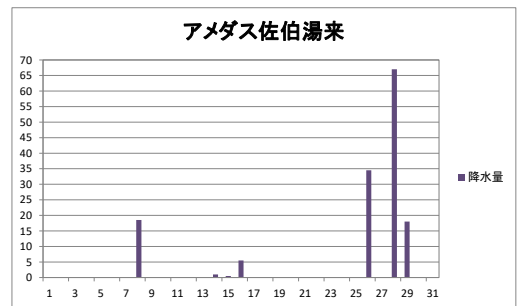
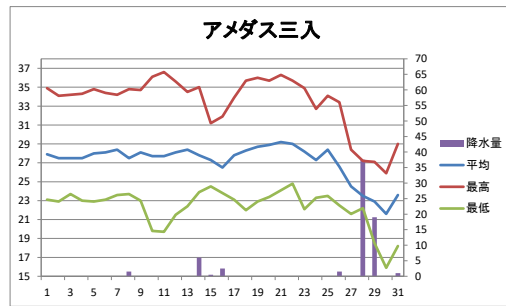
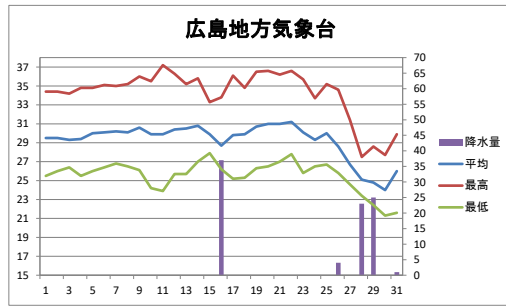
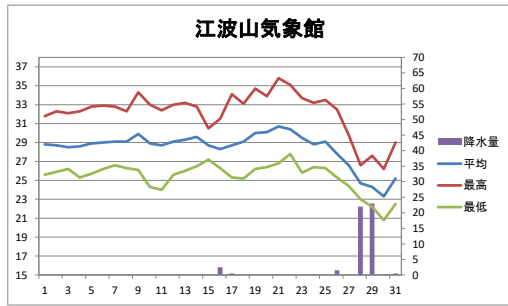
Table with columns for date, temperature (avg, high, low), sunshine, precipitation (1-hour, avg, max), wind (avg, max, direction, gust), and monthly/quarterly totals.

アメダス三入

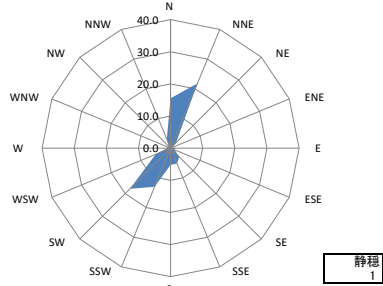
Table with columns for date, temperature (avg, high, low), sunshine, precipitation (1-hour, avg, max), wind (avg, max, direction, gust), and monthly/quarterly totals.

アメダス佐伯湯来

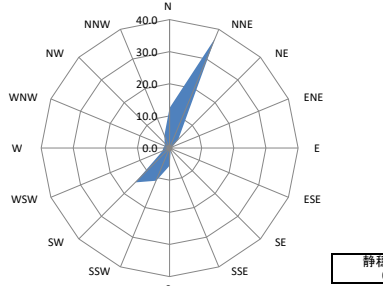
Table with columns for date, precipitation (1-hour, max), and monthly/quarterly totals.



江波山気象館風向



広島地方気象台風向



Summary table for precipitation levels categorized by temperature ranges and precipitation amounts.

観測所の所在地: 江波山気象館 広島県広島市中区江波南, 広島地方気象台(気象庁) 広島市中区上八丁堀, アメダス三入(気象庁) 広島県広島市安佐北区三入, アメダス佐伯湯来(気象庁) 広島県広島市佐伯区湯来町大字和田字中須賀. Includes notes on data accuracy and usage.