

広島市江波山気象館

Table with columns for date, average pressure, temperature (avg, high, low), relative humidity, sunshine, precipitation (1h, max), wind speed (avg, max, direction), and monthly/quarterly totals.

気象庁広島地方気象台


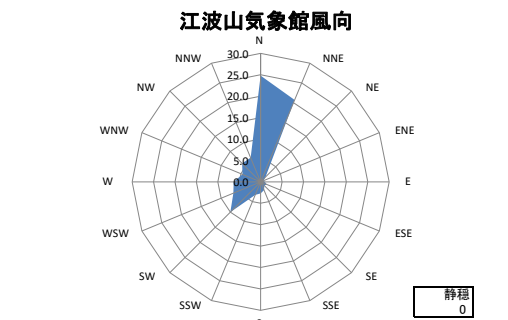
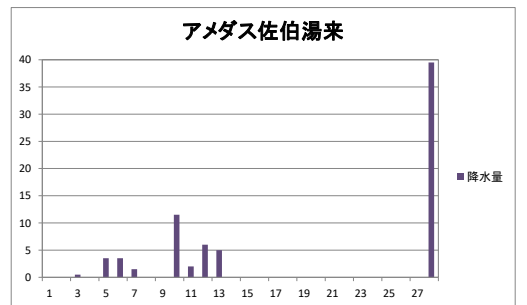
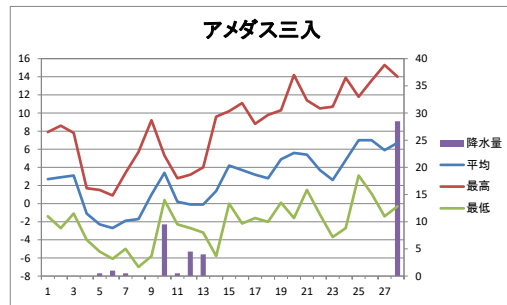
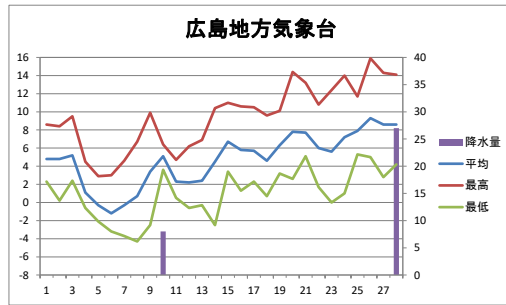
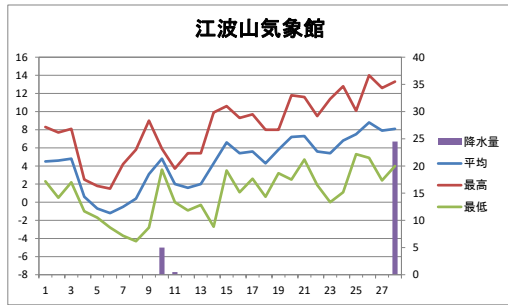
Table with columns for date, temperature (avg, high, low), sunshine, precipitation (1h, max), wind speed (avg, max, direction), and monthly/quarterly totals.

アメダス三入

Table with columns for date, temperature (avg, high, low), sunshine, precipitation (1h, max), wind speed (avg, max, direction), and monthly/quarterly totals.

アメダス佐伯湯来

Table with columns for date, precipitation (1h, max), and monthly/quarterly totals.



Summary table for 階級別 (Classification) showing counts for temperature ranges and precipitation amounts.

観測所の所在地 (Observation site location) and other notes regarding data accuracy and usage.