

広島市江波山気象館

Table with columns for date, average pressure, temperature (avg, high, low), relative humidity, sunshine, precipitation (1h, max, avg, max gust), wind (avg, max, direction, max gust), and monthly/quarterly averages.

気象庁広島地方気象台

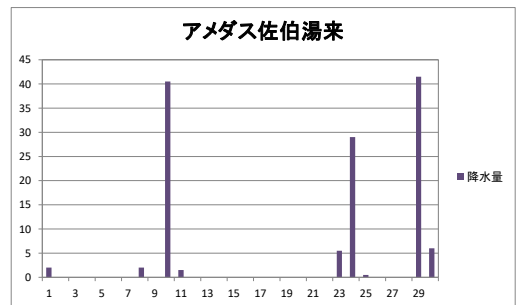
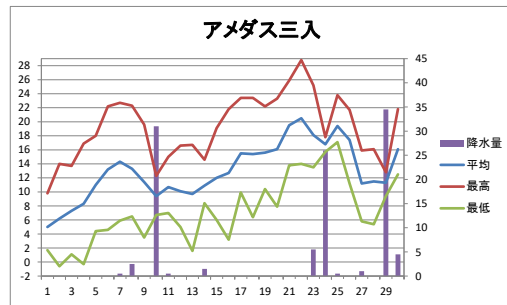
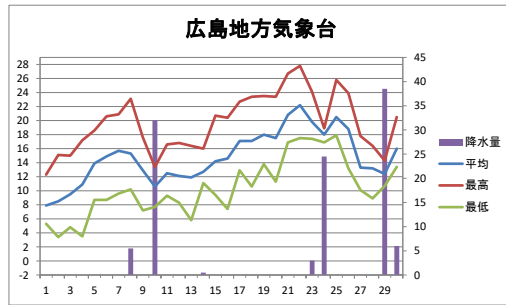
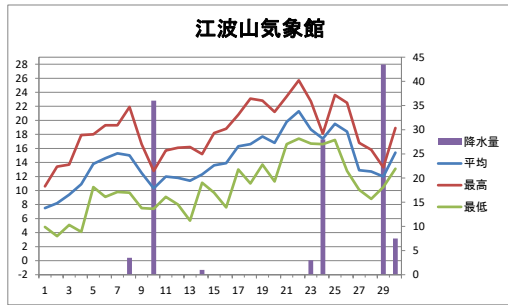
Table with columns for date, temperature (avg, high, low), sunshine, precipitation (1h, max, avg, max gust), wind (avg, max, direction, max gust), and weather conditions (day/night).

アメダス三入

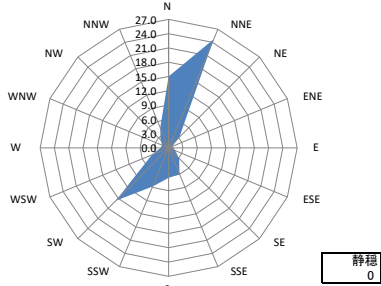
Table with columns for date, temperature (avg, high, low), sunshine, precipitation (1h, max, avg, max gust), wind (avg, max, direction, max gust), and monthly/quarterly averages.

アメダス佐伯湯来

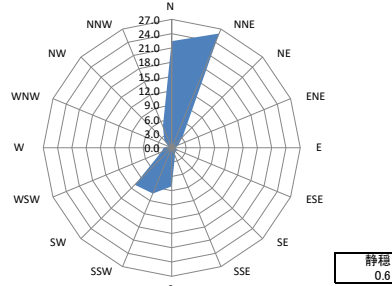
Table with columns for date, precipitation (1h, max), and monthly/quarterly averages.



江波山気象館風向



広島地方気象台風向



Summary table for 階級別 (Classification) showing counts for temperature ranges and precipitation amounts.

観測所の所在地 (Observation site location) and other notes regarding data accuracy and usage.