

広島市江波山気象館

Table with columns for date, average pressure, temperature (avg, high, low), relative humidity, sunshine, precipitation (1-hour, avg, max), wind speed (avg, max, direction), and weather conditions.

気象庁広島地方気象台

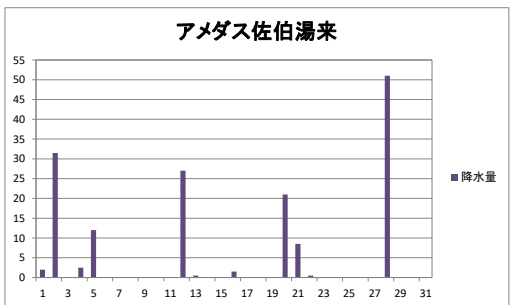
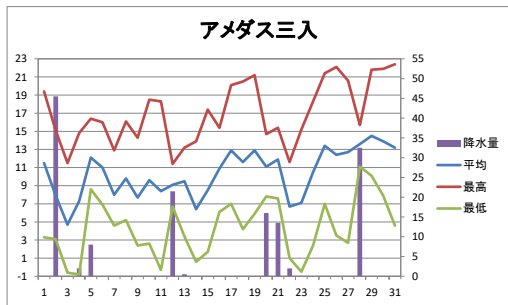
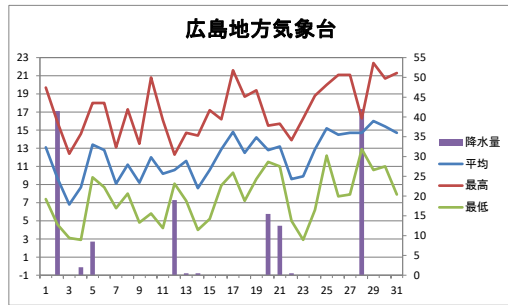
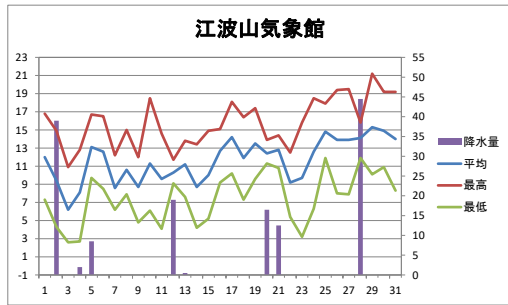
Table with columns for date, temperature (avg, high, low), sunshine, precipitation (1-hour, avg, max), wind speed (avg, max, direction), and weather conditions.

アメダス三入

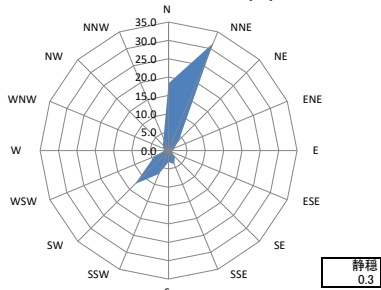
Table with columns for date, temperature (avg, high, low), sunshine, precipitation (1-hour, avg, max), wind speed (avg, max, direction), and weather conditions.

アメダス佐伯湯来

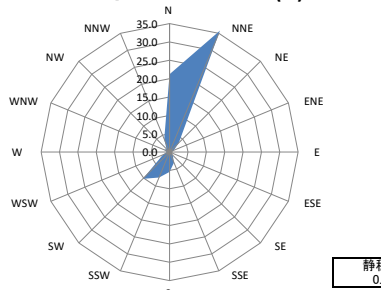
Table with columns for date, precipitation (1-hour, max), and weather conditions.



江波山気象館風向(%)



広島地方気象台風向(%)



Summary table for 3rd March with columns for temperature ranges (highest < 0, average < 0, lowest < 0, highest >= 25, lowest >= 25, highest >= 30, lowest >= 30, highest >= 35, lowest >= 35, >= 0.0, >= 0.5, >= 1.0, >= 10.0, >= 20.0, >= 30.0) and wind speed (>= 10, >= 15, >= 30).

観測所の所在地: 江波山気象館 (広島県広島市中区江波南), 広島地方気象台(気象庁) (広島市中区上八丁堀), アメダス三入(気象庁) (広島県広島市安佐北区三入), アメダス佐伯湯来(気象庁) (広島県広島市佐伯区湯来町大字和田字中須賀). Includes a disclaimer about data accuracy and usage.