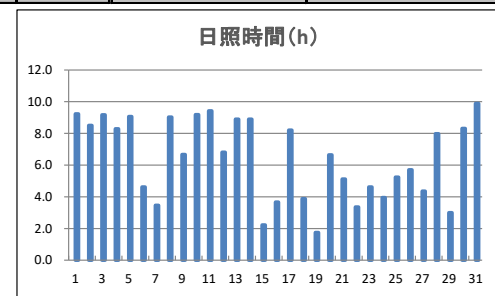
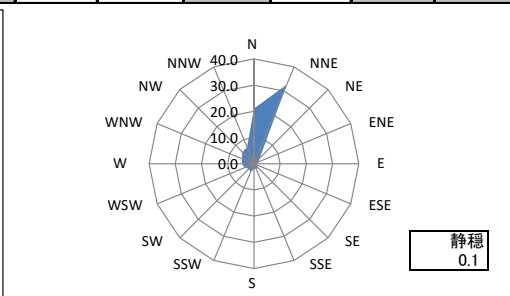
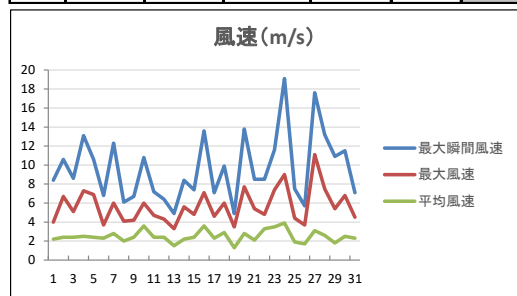
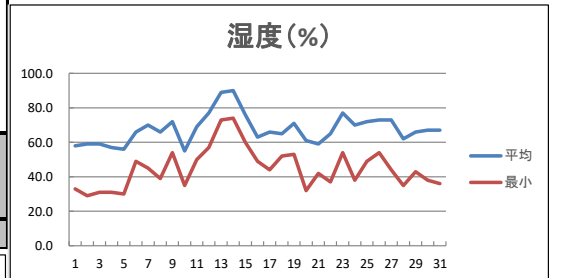
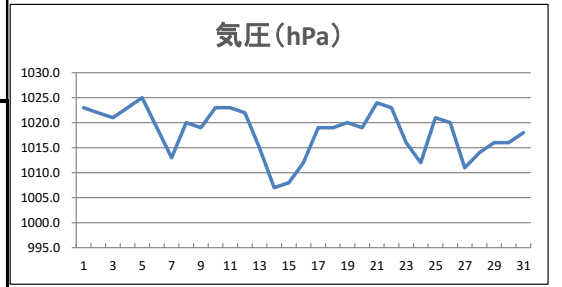
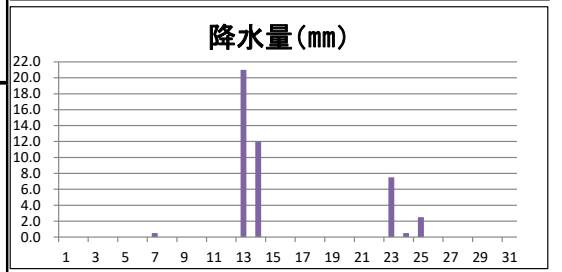
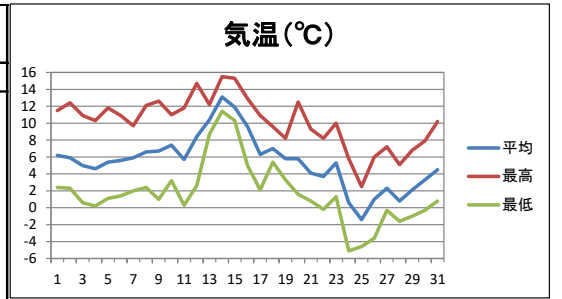


Table with columns for date, average pressure, temperature (average, max, min), relative humidity, sunshine, precipitation (1-hour, max), wind (average, max, direction, gust), and weather (day/night). Rows include daily data from 1 to 31, and summary rows for the month.



Summary table for monthly statistics including temperature ranges, precipitation frequency, and maximum wind speed.

気象庁の観測データ(広島地方気象台、アメダス三入、アメダス佐伯湯来) につきましては、気象庁ホームページをご利用ください。 気象庁ホームページ: https://www.jma.go.jp/jma/index.html